



## Welcome to Convair airconditioning!

### Here is our Australian story.

Born out of homeowners' ever-increasing demand for reliable and trusted Australian made products, Convair is proud to offer Evaporative Cooling and Ducted Gas Heating that delivers just that.

Safe, reliable, locally made high performing products that offer the best value for money.

### Top reasons to choose Convair



Australian designed, made and owned



Energy efficient - save money and energy



Proven performance and reliable design



NATA accredited certifications

❄️ Evaporative Cooling Pg.2

🔥 Ducted Gas Heating Pg.8



## Why choose Convair evaporative cooling?



### Natural fresh, cool, clean air

Cooling your home with 100% fresh, clean outdoor air. The process naturally lightly humidifies the air, alleviating dry air symptoms like sore eyes, skin and throat in dry climates.



### Better for the environment

Evaporative cooling uses a natural process with water to effectively cool your home. No chemicals, no harmful refrigerants, and a lot less CO<sub>2</sub> emissions.



### A locally manufactured system

Built by Australians, for Australians. Built to withstand Australia's harsh hot and dry climate.



### Ultimate lifestyle

Leave your windows and doors open throughout summer. Perfectly blending indoor and outdoor living.

## How do I choose?

The size of the area you wish to cool, and the airflow are the two most important factors to consider when purchasing a new evaporative cooler. A correctly sized cooler for your home will run far more efficiently than an oversized or undersized one, which equates to maximised electricity cost savings.

- Is your home well insulated? This is a key consideration, as it impacts your home's ability to maintain its temperature. A well insulated home may need a lower capacity unit, in comparison to a poorly insulated home.
- What climate will your home operate in? The hotter the climate, the greater the demand on your air conditioning.

## The Convair select sizing guide

Your Convair dealer will use the Convair select guide to accurately estimate the size and number of outlets needed to achieve your comfort goals. Combining data like room dimensions, ceiling height, presence of large or north facing windows, ceiling and wall insulation and duct recommendations will help to determine the kW's and airflow needed to cool your home, and thus match you with the perfect Convair model.



# The Convair range

**CA Range:** The CA Range comes in four models (small, medium, large and extra large), covering small units to large homes.

- Unique water distribution system that ensures no clogging of the filter pads
- Automatic weather seal that closes off the unit to the air conditioning ducts when it is not in use
- Simple and easy to use digital wall controller
- Automatic drain valve that holds water in the tank for up to 72 hours (optional extra)

**CX Premium Range:** Please see pages 4 & 5.



## Colour options

Convair evaporative coolers come in three popular colour options, to help you match your cooler to your roof.



Slate Grey



Beige



Terracotta

*\* Colours may vary.*



# Convair Premium CX range features and benefits

**Premium CX Range:** Featuring an inverter motor, the premium CX range delivers greater energy efficiency, with whisper quiet operation.

## Exceptional water distribution

Increases cooling effect. Convair's unique patented water distribution system means no clogging and no dry spots on the filter pads.

- Clever high efficiency pad wetting system
- Total pad saturation for total cooling
- High performance cooling day and night

**Premium inverter motor and fan for high energy efficiency and whisper quiet operation.**

## Digital wall controller

- Set your preferred temperature level on the clever wall mounted control and Convair will do the rest - quickly, cleanly and reliably
- Maintain your desired comfort level with four convenient modes to choose from - cool, vent, auto and timer

## Water pump that won't block

- Australian designed and manufactured
- Built to outlast other less efficient conventional style pumps
- Dual directional - it can't block!





#### Auto weather seal reduces draughts and dust

- Automatically closes off the air conditioning ducts when not in use
- Reduces winter chills entering your home
- Ensures comfort all year round




#### Highly durable and non-corrodible outer casing

- Visually discreet, low profile
- Integrates unobtrusively with the roof line
- High performance polymer construction
- Highly durable, will not corrode or rust

#### Auto water draining keeps your system clean\*\*

- Reduce the need for seasonal maintenance with this optional feature\*
- This clever device conserves water by retaining the system's water for up to 72 hours of non-operation

\*Regular maintenance (typically every two years for domestic use) is still required  
\*\*Auto drain kit Included in the CX Model.  
Optional drain kit is an added extra in the CA model.



#### Water management system

- Auto water draining keeps your system clean and ensures the system is operating at maximum efficiency while using the minimum amount of water
- Water quality monitoring to maximise water savings



## Controller options



### Smart thermostat wall mounted touch controller

Upgrade to the Convair smart thermostat wall mounted touch controller, the next step up in climate control and how you manage your desired comfort levels.

Control the temperature, fan speed and many more features on a user friendly touch screen.

### Standard digital controller

Set your preferred temperature level with four convenient modes to choose from - cool, vent, auto and timer.

## Optional extras

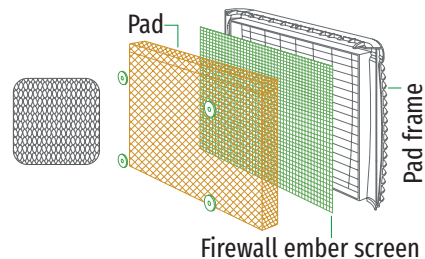


Helps to keep your evaporative cooler clean, by automatically draining excess or used water out of the system at set intervals.

The Auto drain kit is an optional extra on the CA models, and is included as standard in the CX models.



- Helps guard against ember attack in bushfires
- Made from non-combustible mesh
- Maximum aperture of 2mm
- Can be fitted to existing cooler pad frames
- Minimal reduction in air flow of around 5%



\*Auto drain kit Included in the CX Model. Optional drain kit is an added extra in the CA model.

# Evaporative cooling technical specifications

## CA range

Specification	Standard Units	Model - CA08 (S)	Model - CA10 (M)	Model - CA12 (L)	Model - CA14 (XL)
<b>Airflow @ 80Pa</b>	Actual @ 80Pa (L/s)	1480	2110	2620	2870
<b>Power Consumption</b>	Power Max (W)	625	870	1070	1170
	Current - Rated (A)	3.2	4	4.8	5.7
	Energy Efficiency Ratio (EER)	9.0	6.5	7.4	8.0
<b>Power Supply</b>	Voltage / Phases / Hz	220-240 / 1 / 50	220-240 / 1 / 50	220-240 / 1 / 50	220-240 / 1 / 50
<b>Controller</b>	Type	Digital wall-mounted	Digital wall-mounted	Digital wall-mounted	Digital wall-mounted
<b>Fan</b>	Type	Axial 541mm	Axial 541mm	Axial 541mm	Axial 541mm
	Current Rated (A)	2.9	3.9	4.6	4.9
	Overload	Auto Reset & one shot fuse	Auto Reset & one shot fuse	Auto Reset & one shot fuse	Auto Reset & one shot fuse
<b>Pump</b>	Type	Centrifugal	Centrifugal	Centrifugal	Centrifugal
	Flow Rate (L/min)	21	21	21	21
<b>Cooling Pads</b>	L x H x W (mm)	850 x 376 x 70	850 x 376 x 70	850 x 526 x 70	850 x 526 x 75
<b>Connecting Duct</b>	L x W (mm)	550 x 550	550 x 550	550 x 550	550 x 550
<b>Weight</b>	Operating (kg)	78	79	87	89

## Premium CX range

Specification	Premium Inverter Units	Model - CX12	Model - CX14
<b>Airflow @ 80Pa</b>	Actual @ 80Pa (L/s)	2620	3070
<b>Power Consumption</b>	Power Max (W)	985	1490
	Current - Rated (A)	5	7
	Energy Efficiency Ratio (EER)	13.8	9.6
<b>Power Supply</b>	Voltage / Phases / Hz	220-240 / 1 / 50	220-240 / 1 / 50
<b>Controller</b>	Type	Digital wall-mounted	Digital wall-mounted
<b>Fan</b>	Type	Axial 534 mm	Axial 534 mm
	Current Rated (A)	4.5	6.3
	Overload	Auto Reset & one shot fuse	Auto Reset & one shot fuse
<b>Pump</b>	Type	Centrifugal	Centrifugal
	Flow Rate (L/min)	21	21
<b>Cooling Pads</b>	L x H x W (mm)	850 x 526 x 90	850 x 526 x 90
<b>Connecting Duct</b>	L x W (mm)	550 x 550	550 x 550
<b>Weight</b>	Operating (kg)	91	91

## Warranty



# Ducted gas heating

## How does ducted gas heating work?

The Convair ducted gas heating system connects to outlets in the home through a layout of ductwork. The ductwork and outlets are either installed in the ceiling or underfloor.

Warm air is smoothly circulated through the outlets into the home and returns into the heater via a return air grille. The Convair smart controller measures the air temperature and intelligently regulates the system to ensure steady warm air is supplied throughout the home.

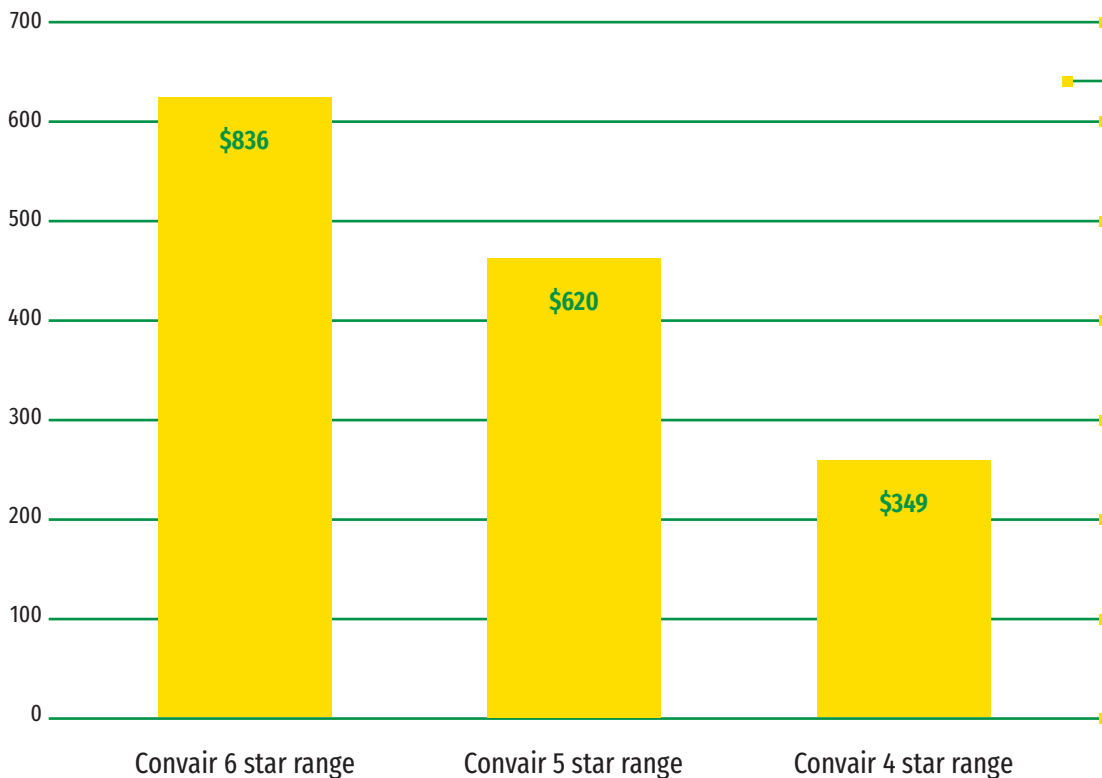
## Which heater should I choose?

The Convair ducted heaters are available in a variety of energy efficient options. The energy efficiency is measured in star ratings and the Convair ducted heaters range from 3 star to 6 star. The higher the star rating, the more efficient the heater is.

## Upgrade and save Compared to a 3 star ducted gas heater<sup>1</sup>

Over a 5 year period you could **save up to \$4180 on your heating costs**, with 6 star ducted gas heating.<sup>1</sup>

Achieve even higher savings by adding zone control to your heating system.



1. Data is based on: Gas price = 2.812 c/MJ · House Size – 240 m<sup>2</sup> x 2.4 m ceiling height · Operation hours per year · 600 hrs (100 days at 6 hrs per day) – based on AS/NZS5263.1.6:2020 House Heat load – 0.2 MJ/h/m<sup>2</sup> – based on AS/NZS5263.1.6:2020 · Annual Energy Consumption (AEC) for different star rated heaters based on AS/NZS5263.1.6:2020 · 4.0, 5.0, 6.0, ducted gas heating systems.

Note: These figures may vary for individual situations due to variation in factors such as gas price, house size and insulation, heater usage patterns, the area heated, how long you run the heating for, your thermostat settings, your local climate etc. Convair's calculation, using publicly available data, adjusted to the 6 star ducted gas heater.



# The Convair range



**C3 Series:** Affordable and efficient heater perfect for a changeover from an existing heater.

**CD3 Series:** Downflow model that is suitable for changeover of old Brivis Buffalo heaters and other models.



**C4 Series:** Excellent option for upgrading an old heater, the C4 range incorporates zoning options to further increase efficiencies and allow flexible heating options for the home.



**C5 Series:** Delivering higher efficiencies through the use of a modulating gas valve, the C5 range is the perfect heater to achieve great energy savings. No condensation drain means quicker installs and is ideal for new installations or a great replacement for an old heater.



**C6 Series:** The C6 range of heaters are the most efficient heaters in the Convair range, ensuring ultimate comfort and maximum efficiency.



C3, 4, 5 series



CD3 series



C6 series

## Extra Air

The C5 and C6 extra air model heaters offer the option of pairing the heater with a third party refrigerated cooling system, ensuring year round comfort through the same ductwork and outlets.

## Zoning

For added flexibility and greater efficiencies, Convair zoning offers up to 4 zones on the one Smart Thermostat. For further flexibility and control, an option for up to 10 zones individually temperature controlled is available.

## Controllers

Upgrade to the Convair smart thermostat, an intuitive and attractive touch screen control that allows users to easily operate the Convair ducted heater and quickly switch to cooling (where applicable).

The standard digital controller is used for heating only and comes with a large display screen that is easy to read.



Smart Thermostat

Standard Digital Controller

# Features & benefits

## No pilot light

No pilot light means the heater starts every time with reliable electronic ignition, and no gas is being wasted when not operating.

## Modulating gas valve\*


Intelligently adjusts the amount of gas used in any given situation creating greater efficiencies

## Variable speed combustion fan

Ultra quiet operation

## GasShot burner

Increases maximum efficiency by ensuring that the correct mix of gas and air burns efficiently



## Soft start fan system

Provides instantaneous warmth and no cold drafts on startup

## Highly efficient heat exchanger

Transfers the maximum amount of heat in minimal space

## Easy installation

The split heater cabinet allows for easy installation

## Warranty



# Ducted gas heating technical specifications

Gas Ducted Heater	Gas Rate (Mj/h)	Airflow @ 100 Pa l/s	Output (kW)	Ducted Diameter (mm)
<b>3 star range</b>				
C314	60	475	14	300
C318	80	630	18	300
C323	100	755	23	350
C328	122	960	28	350
CD318	80	490	18	n/a
CD328	122	880	28	n/a
<b>4 star range</b>				
C414	60	475	14	300
C418	80	630	18	300
C423	100	755	23	350
C428	122	960	28	350
<b>5 star range</b>				
C516	70	475	16	300
C520	88	630	20	300
C529	122	960	29	350
CX528	122	1050	28	400
<b>6 star range</b>				
C618	70	500	18	300
C623	88	640	23	300
C631	122	935	31	350
CX631	122	1070	31	400



## Here is our Australian story.

Born out of homeowners' ever-increasing demand for reliable and trusted Australian made products, Convair is proud to offer Evaporative Cooling and Ducted Gas Heating that delivers just that.

Safe, reliable, locally made high performing products that offer the best value for money.



[www.convair.net.au](http://www.convair.net.au)



1300 673 044

Convair Airconditioning Pty Ltd  
ABN 32 652 115 903  
Level 6, 211 Victoria Square  
ADELAIDE SA 5000

Cat. No CON001 REV F (0225)

Information in this brochure was correct at the time of preparation. E & OE